

4.3 Czech Republic




Table 4.3-1: Market overview - Czech Republic

	Space heating	Water heating
Sales	30k	227
Stock	180k	1498
Sales per 1k households	0.33	0.02

Table 4.3-2: Market shares - Czech Republic

Market share - space heating	18.4%
Market share - water heating	.1%

Table 4.3-3: Benefits from HP stock - Czech Republic

	Space heating	Water heating
Renewable energy produced	2.57 TWh	0.00 TWh
CO2 emissions saved	0.66 Mt	0.00 Mt
Final energy saved	3.29 TWh	0.00 TWh
Full time jobs provided	1884 Jobs	4.04 Jobs

Table 4.3-4: Energy prices - Czech Republic

Electricity	0.18 €/kWh
Heat pumps (avg SPF)	0.06 €/kWh
Gas	0.06 €/kWh
Heating oil	0.07 €/kWh

Table 4.3-5: Eurostat facts - Czech Republic

Growth of new building permits	27.60pp
Renovation rate	9.53pp
Construction index	85.34

Table 4.3-6: Sales development - Czech Republic

	2015	2016	2017	2018	2019	2020	2021	2021 vs 2020
District heating	0	0	0	0	0	0	0	-
Exhaust air	11	35	60	65	67	69	162	57.4%
H-air/water	7 193	10 827	13 718	16 977	21 563	22 615	28 380	20.3%
H-ground/water	1 586	1 521	1 561	1 647	1 417	1 440	1 637	12%
Hybrid HP	0	0	0	0	0	0	0	-
Industrial heat pumps	0	0	0	0	0	0	0	-
Other	0	0	0	0	0	0	0	-
Reversible air-air w/heating	0	0	0	0	0	0	0	-
Reversible other	0	0	0	0	0	0	0	-
Sanitary hot water	182	189	237	203	220	220	227	3.1%
Total	8 972	12 572	15 576	18 892	23 267	24 344	30 406	19.9%

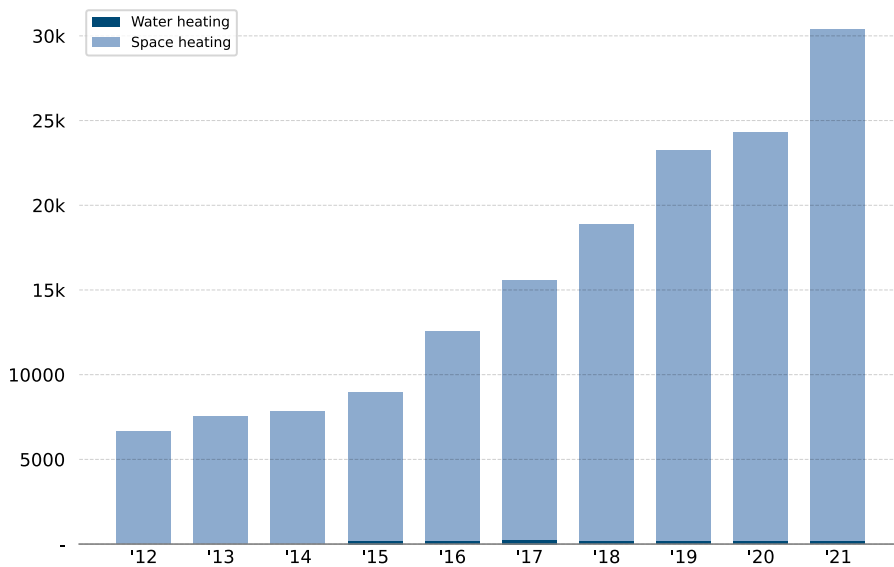


Chart 4.3-1: Heat pump sales development by type of heating - Czech Republic

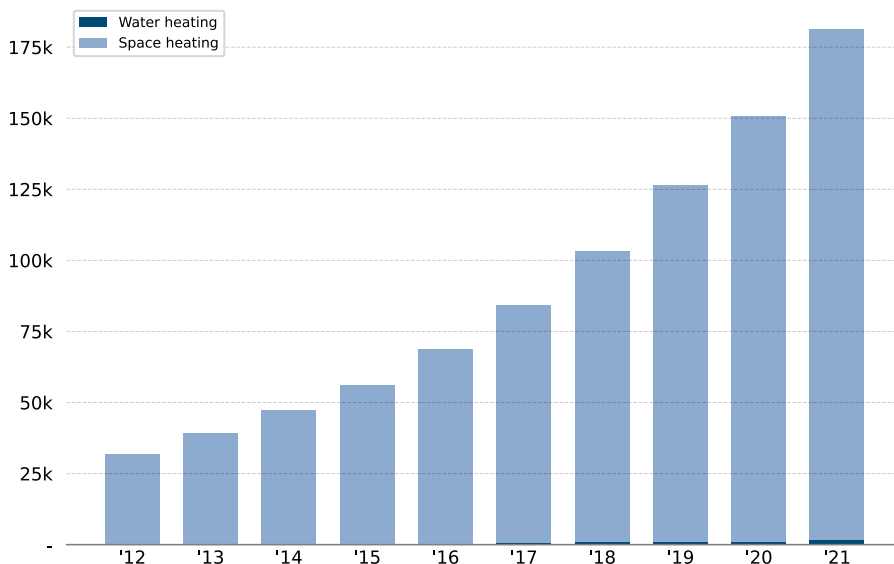


Chart 4.3-2: Heat pumps in operation, by type of heating - Czech Republic

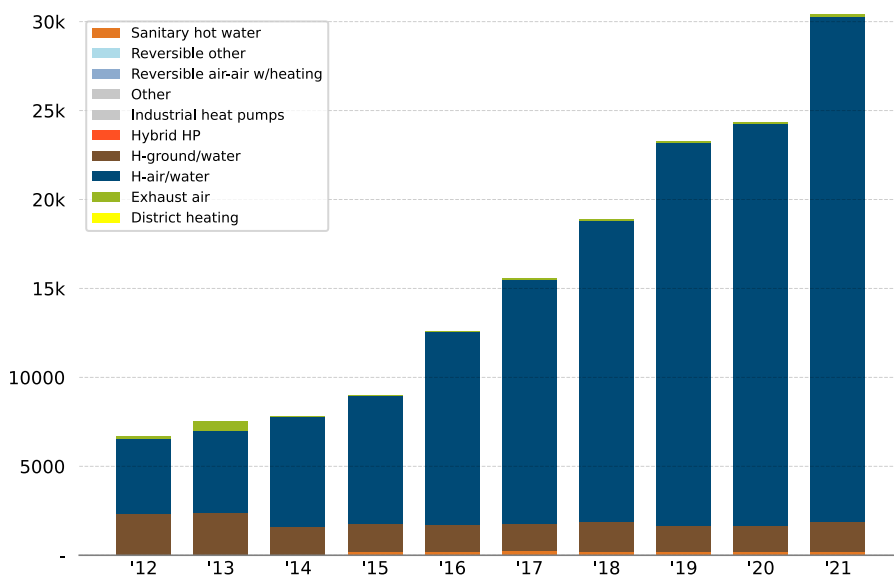


Chart 4.3-3: Heat pump sales development by type of heat pump ('H-' indicates primary heating function) - Czech Republic